

CO-OPERATIVE ACADEMY OF PROFESSIONAL EDUCATION
COLLEGE OF ENGINEERING , TRIKARIPUR
BALANCE SHEET AS AT 31ST MARCH 2019


(Amount in Rs)

Sl.No	Particulars	Sch No	As at 31.03.2019	As at 31.03.2018
A	<u>SOURCES OF FUNDS</u>			
	Inter Unit Account	I	-6,60,69,574.28	-8,16,47,111.28
	Reserves and surplus	II	10,16,52,036.33	11,89,98,098.61
	Current liabilities and provisions	III	1,80,36,929.11	1,72,02,442.80
	TOTAL		5,36,19,391.17	5,45,53,430.14
B	<u>APPLICATION OF FUNDS</u>			
	Tangible Assets	IV	4,20,26,570.18	4,49,75,767.90
	Current asset Loans and advances	V	1,15,92,820.99	95,77,662.24
	TOTAL		5,36,19,391.17	5,45,53,430.14
	Notes to accounts	2		

As per our report of even date attached

For ARUN JITHIN & ASSOCIATES

Chartered Accountants




CA ARUNRAJ FCA

Partner

M No: 235795 Firm Reg No: 015164S

Place: Trivandrum

Date: 09-01-2021



CO-OPERATIVE ACADEMY OF PROFESSIONAL EDUCATION
COLLEGE OF ENGINEERING, TRIKARIPUR
INCOME AND EXPENDITURE ACCOUNT FOR THE YEAR ENDED 31 MARCH 2019

(Amount in Rs)

Particulars	Sch No	For the year ended	
		2019	2018
<u>INCOME</u>			
Tuition fees		3,06,35,950.00	3,51,44,000.00
Special fees		17,55,200.00	20,65,965.00
Admission fees		66,250.00	67,750.00
Application fees		7,800.00	7,200.00
Miscellaneous		12,68,300.00	25,32,750.00
Interest Received		2,80,055.00	1,42,687.00
Other Income		13,39,506.00	6,98,831.00
TOTAL		3,53,53,061.00	4,06,59,183.00
<u>EXPENDITURE</u>			
Operating Expenses	VI	68,059.00	1,11,835.00
Personnel expenses	VII	4,49,18,132.00	4,45,84,306.00
Administration Expenses	VIII	21,04,574.00	35,83,010.18
Interest and Finance charges		12,600.56	14,122.44
Depreciation	IV	55,95,757.72	64,74,743.39
TOTAL		5,26,99,123.28	5,47,68,017.01
Surplus/(Deficit) for the year		-1,73,46,062.28	-1,41,08,834.01
Notes to accounts	2		

As per our report of even date attached

For ARUN JITHIN & ASSOCIATES

Chartered Accountants



CA ARUNRAJ FCA

Partner

M No: 235795 Firm Reg No: 015164S

Place: Trivandrum

Date: 09-01-2021



CO-OPERATIVE ACADEMY OF PROFESSIONAL EDUCATION
COLLEGE OF ENGINEERING , TRIKARIPUR
Schedules Attached to and forming part of the Accounts

Particulars	For the year ended	
	31.03.2019	31.03.2018
Schedule I		
Inter Unit Account		
CAPE account		
Head Office Account	-8,70,11,448.49	-10,09,04,653.49
	2,09,41,874.21	1,92,57,542.21
Total	-6,60,69,574.28	-8,16,47,111.28
Schedule II		
Reserves and Surplus		
Income and Expenditure Account		
Opening Balance	11,89,98,098.61	13,31,06,932.62
Add: Surplus/ (Deficit), or the year	-1,73,46,062.28	-1,41,08,834.01
Closing Balance	10,16,52,036.33	11,89,98,098.61
Total	10,16,52,036.33	11,89,98,098.61
Schedule III		
Current Liabilities and Provisions		
Interest free deposit from students		
Caution Deposit	2,95,000.00	20,45,000.00
Security Deposit	57,95,700.00	49,58,200.00
Other Liabilities	11,84,542.00	11,80,344.00
	1,07,61,687.11	90,18,898.80
Total	1,80,36,929.11	1,72,02,442.80
Schedule V		
Current Assets		
Cash in Hand		
Balance with Banks	78,608.00	77,416.00
In Savings and Current Accounts		
Fixed Deposit	1,02,12,548.99	81,98,582.24
Advance	10,31,360.00	10,31,360.00
Deposits	1,67,724.00	1,67,724.00
	1,02,580.00	1,02,580.00
Total	1,15,92,820.99	95,77,662.24




CO-OPERATIVE ACADEMY OF PROFESSIONAL EDUCATION

COLLEGE OF ENGINEERING , TRIKARIPUR

Schedules Attached to and forming part of the Accounts

Particulars	For the year ended	
	31.03.2019	31.03.2018
Schedule VI		
Operating Expenses		
WorkShop Consumables	58,731.00	95,800.00
Teaching Materials	6,323.00	16,035.00
Other Operating Expenses	3,005.00	-
Total	68,059.00	1,11,835.00
Schedule VII		
Personal Expenses		
Salaries and Wages	4,30,94,711.00	4,26,38,292.00
Employers Contribution to E P F	15,63,421.00	16,65,339.00
Other Allowances	2,60,000.00	3,40,675.00
Total	4,49,18,132.00	4,45,84,306.00
Schedule VIII		
Administration Expenses		
Rent, Taxes and Insurance	13,449.00	29,439.00
Electricity and Water Charges	9,88,035.00	9,78,707.00
Legal and Professional Charges	4,000.00	-
Postage and Telephone	75,814.00	32,438.00
Printing and Stationery	2,85,866.00	2,02,454.00
Repairs and Maintenance	5,32,759.00	3,57,633.18
Travelling Expenses	68,816.00	-
Advertisement Expenses	9,542.00	37,645.00
Other expenses	1,26,293.00	19,44,694.00
Total	21,04,574.00	35,83,010.18



Schedule IV - Fixed Assets

CO-OPERATIVE ACADEMY OF PROFESSIONAL EDUCATION
COLLEGE OF ENGINEERING, TRIKARIPUR

Particulars	Rate	Opening As on 01.04.2018	Additions during the year		Total	Opening As on 01.04.2018	Depreciation for			Closing WDV as on 31.03.2019
			More than 6 months	Less than 6 months			More than 6 months	Less than 6 months	Total Depreciation For Year	
Land	0%	-	-	-	-	-	-	-	-	-
Building	10%	3,52,35,018.22	-	-	3,52,35,018.22	35,23,501.82	-	-	35,23,501.82	3,17,11,516.40
Furniture and fixtures	10%	27,31,076.47	1,81,832.00	1,77,816.00	30,90,724.47	2,73,107.65	18,183.20	8,890.80	3,00,181.65	27,90,542.82
Machinery	15%	23,69,896.63	14,82,067.00	2,32,074.00	40,84,037.63	3,55,484.49	2,22,310.05	17,405.55	5,95,200.09	34,88,837.54
Computer and Accessories	60%	32,602.41	22,348.00	18,290.00	73,240.41	19,561.45	13,408.80	5,487.00	38,457.25	34,783.16
Electrical Installation	10%	32,50,065.28	76,740.00	1,56,916.00	34,83,721.28	3,25,006.53	7,674.00	7,845.80	3,40,526.33	31,43,194.95
Vehicle	15%	4,34,357.68	-	-	4,34,357.68	65,153.65	-	-	65,153.65	3,69,204.03
Library Books	60%	9,22,751.21	2,98,477.00	-	12,21,228.21	5,53,650.73	1,79,086.20	-	7,32,736.93	4,88,491.28
TOTAL		4,49,75,767.90	20,61,464.00	5,85,096.00	4,76,22,327.90	51,15,466.32	4,40,662.25	39,629.15	55,95,757.72	4,20,26,570.18